

Cambridge & Huntingdon Joint Therapy Back Pain Audit

Appendix I

John Lant & Partners

Osteopathy - John Lant & Partners

(CHHC 25/09/95)

Question	Total	Number	%
		100	
1 Sex	Male	57	57.58
	Female	42	42.42
2 Age (years)	Mean	43	
	Median	45	
	Mode	48	
3 Off Work	Yes	14	14.89
	No	80	85.11
4 Referrer	GP	5	5.15
	Consultant	6	6.19
	Self	86	88.66
5 Other	Recommended by friend	4	
	Acupuncturist	0	
	Other	2	
6 Time to appointment	Mean (Weeks)	Insufficient Data recorded	
	Mean (Days)	Insufficient Data recorded	
7 Therapy in last 12 Months	Yes	17	17.89
	No	78	82.11
	Don't know	0	0.00

John Lant Partners

Appendix I

8	Previous Therapist	Physiotherapist	8	53.33	
		Chiropractor	1	6.67	
		Osteopath	6	40.00	
9	Diagnosis	Disc	22	10.53	
		SI Joint	8	3.83	
		ANT-acute nerve traction	2	0.96	
		Coccyx	0	0.00	
		Facet Joint	62	29.67	
		Hypermobility	4	1.91	
		Soft Tissue	62	29.67	
		Nerve Root	17	8.13	
		Spinal abnormality	7	3.35	
		Spinal Stenosis	0	0.00	
		Post Spinal Surgery	3	1.44	
		No Diagnosis	0	0.00	
		Back Pain'	2	0.96	
		Visceral	0	0.00	
		Inflammatory	9	4.31	
		Genetic/birth disorder	0	0.00	
		Postural	4	1.91	
		General functional mechanical failure	7 209	3.35	
	10	Other	Degeneration of Spine	5	25.00
			Spondylolisthesis	4	20.00
		Facet Joint Strain	3	15.00	
		Osteoarthritis	3	15.00	
		Others	5	25.00	
			20		
11	Referrer's Diagnosis	Identical	1	2.33	
		None	0	0.00	
		Back Pain'	4	9.30	
		Different	2	4.65	
		No Diagnosis if self referred	36	83.72	

John Lant Partners

Appendix I

		43		
12	Diagnosis if Different	No treatment from doctor	0	0.00
		Sciatic/leg pain	1	33.33
		Disc	1	33.33
		Other	1	33.33
			3	
13	Duration of Back Pain	<2 weeks	41	41.41
		2-6 weeks	25	25.25
		7-12 weeks	8	8.08
		13 weeks - 1 yr	13	13.13
		> 1 year	8	8.08
		Don't know	4	4.00
			99	
14	Treatment Modalities	ADL advice	18	5.81
		Electrotherapy	0	0.00
		Exercises	36	11.61
		Education (group work)	0	0.00
		Joint mob	51	16.45
		Traction	0	0.00
		Soft tissue mob	91	29.35
		Hydrotherapy	1	0.32
		Neural mob	0	0.00
		Orthotics	0	0.00
		Manipulation (osteo)	65	20.97
		Muscle imbalance	0	0.00
		Bed rest	0	0.00
		Naturopathy	48	15.48
		Cranial techniques	0	0.00
		Visceral techniques	0	0.00
			310	
15	Other	Articulation	0	
		No treatment	0	

John Lant Partners

Appendix I

16	Completed Contacts	Mean	4.46	
		Median	3.00	
		Mode	3.00	
17	Duration of Contacts (weeks)	Mean	2.69	
		Median	2.00	
		Mode	1.00	
18	Discharge	DNA	3.00	3.16
		Refer other osteopath	1.00	1.05
		Self discharge	18.00	18.95
		Refer GP	5.00	5.26
		Patient died	0.00	0.00
		Routine Discharge	68.00	71.58
			95.00	
19	Other	Patient leaving area	6	66.67
		Physio appointment	1	11.11
		Maintenance treatment	0	0.00
		Acupuncturist	0	0.00
		Consultant	0	0.00
		Other	2	22.22
			9.00	
20	Outcome Recorded	Yes	82	
		No	17	
21	Outcome used	Back to work	73	29.92
		Functional ability	8	3.28
		Patient's perception	78	31.97
		Reduced analgesia	16	6.56
		Osteo subjective	69	28.28
		Clinical measure	0	0.00
			244.00	

John Lant Partners

Appendix I

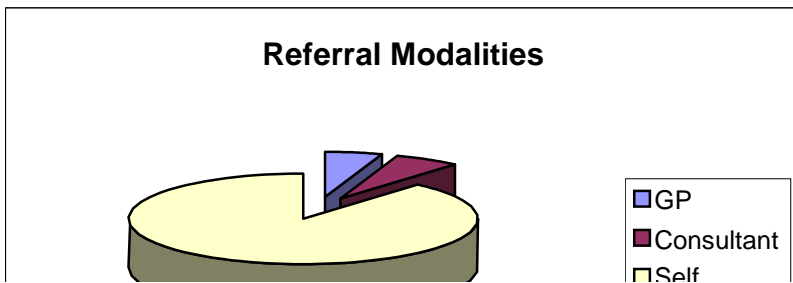
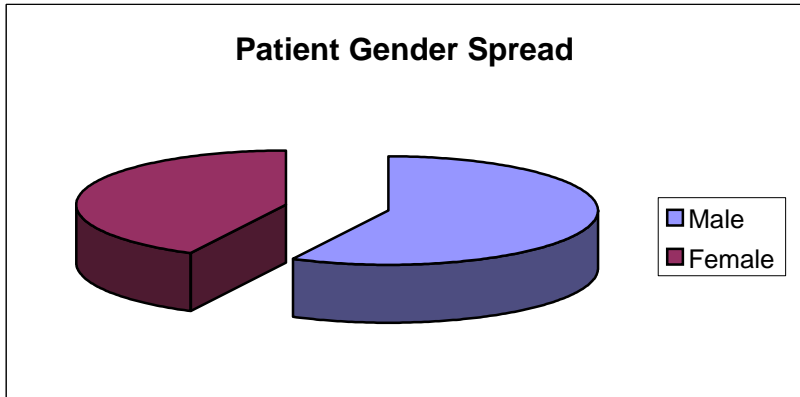
22	Other	Osteo objective	0		
		Parent's perception	0		
		Undisturbed sleep	2		
		Other	6		

%

Male	57	57.58
Female	42	42.42

%

GP	5	5.15
Consultant	6	6.19
Self	86	88.66



%

<2 weeks	41	41.41
2-6 weeks	25	25.25
7-12 weeks	8	8.08

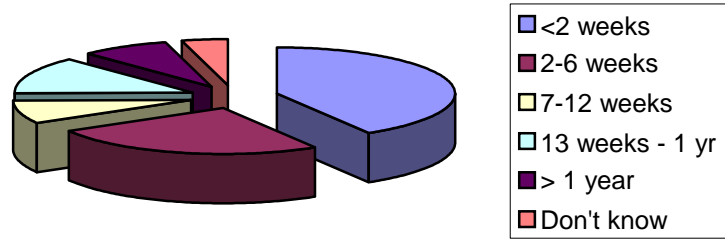
Appendix I

13 weeks -	13	13.13
> 1 year	8	8.08
Don't know	4	4.00



Self

Duration of Pain



Age

